

**THE CORPORATION OF THE
MUNICIPALITY OF ARRAN-ELDERSLIE**

BY-LAW NO. 40-10

A By-law to Amend the Municipal Code – Schedule B: Protection to
Persons and Property – Outdoor Swimming Pool Enclosures

WHEREAS Section 11 (3) par. 7 of the *Municipal Act*, S.O. 2001, c.25, as amended, provides that a by-law may be passed respecting structures, including fences;

AND WHEREAS Section 391 (1) of the *Municipal Act*, S.O. 2001, c.25, as amended, provides that a municipality may pass by-laws imposing fees or charges for services or activities provided or done by or on behalf of it;

AND WHEREAS it is expedient to impose fees for certain services;

AND WHEREAS it is the intention of the Municipality of Arran-Elderslie to prevent unintentional injury and drowning caused by the failure of property owners to provide and erect approved and acceptable swimming pool enclosures;

AND WHEREAS Council at its meeting of August 9, 2010 adopted the recommendation in SRB.10.XX regarding amendments to the Municipal Code to add – Schedule B – Protection to Persons and Property – Outdoor Swimming Pool Enclosures;

NOW THEREFORE THE COUNCIL OF THE CORPORATION OF THE MUNICIPALITY OF ARRAN-ELDERSLIE ENACTS AS FOLLOWS:

1. That the Municipal Code – Schedule B – Protection to Persons and Property be amended by the addition of Schedule A attached to this by-law.
2. That Schedule A attached shall form part of this by-law.

READ A FIRST AND SECOND TIME THIS 9TH DAY OF AUGUST, 2010.

READ A THIRD TIME AND PASSED THIS 9TH DAY OF AUGUST, 2010.

Original Signed by

Ron L. Oswald, MAYOR

Original Signed by

A.P. Crawford, CLERK

Schedule A to By-law No. 40-10

Outdoor Swimming Pool Enclosure

INDEX

Article 1

DEFINITIONS AND INTERPRETATION

- 1.1 **Boundary or Property Fence - defined**
- 1.2 **Building – defined**
- 1.3 **Chief Building Official – defined**
- 1.4 **Fence height – defined**
- 1.5 **Finished floor level – defined**
- 1.6 **Finished ground level – defined**
- 1.7 **Four-sided fence – defined**
- 1.8 **Gate – defined**
- 1.9 **Immediate pool area – defined**
- 1.10 **Inside of the pool enclosure – defined**
- 1.11 **Isolation fencing – defined**
- 1.12 **Maintain – defined**
- 1.13 **Outside of the pool enclosure – defined**
- 1.14 **Owner – defined**
- 1.15 **Pool enclosure – defined**
- 1.16 **Permit – Pool enclosure permit – defined**
- 1.17 **Replacement – defined**
- 1.18 **Self-closing device – defined**
- 1.19 **Self-latching device – defined**
- 1.20 **Swimming pool – pool – defined**
- 1.21 **Temporary pool – defined**
- 1.22 **Three-sided fence – defined**

Article 2

GENERAL PROVISIONS

- 2.1 **Metric – imperial - measurements**
- 2.2 **Administration – Chief Building Official**
- 2.3 **Application**
- 2.4 **Swimming pool enclosure – by-law - prevails**
- 2.5 **Comprehensive Zoning By-law – prevails**

Article 3

PROHIBITIONS

- 3.1 **Pool permit - required**
- 3.2 **Pool enclosure - required**
- 3.3 **Pool enclosure – conform to by-law**
- 3.4 **Pool enclosure – mandatory before filling pool**
- 3.5 **Alter – replace – permit - required**
- 3.6 **Gates – entranceways – meet by-law standard**
- 3.7 **Integrity – pool enclosure - maintained**
- 3.8 **Barbed wire – chicken wire - prohibited**
- 3.9 **Conductor of electricity - prohibited**

Article 4

APPLICATIONS FOR PERMITS

- 4.1 Form – other requirements – specified by Chief Building Official**
- 4.2 Permit issued – plans comply with requirements**

Article 5

STANDARDS FOR POOL ENCLOSURES

- 5.1 Owner – erect enclosure – standards**
- 5.2 Height – standard**
- 5.3 Opening – materials**
- 5.4 Ground clearance**
- 5.5 Framing - braces**
- 5.6 Location of fence**
- 5.7 Gates – standards**
- 5.8 Double gates - standards**
- 5.9 Temporary fence – during construction**

Article 6

SPECIAL PROVISIONS

- 6.1 Above-ground pools – vertical walls**
- 6.2 Ladder area – must be enclosed**
- 6.3 Temporary Pools**

Article 7

UNDERTAKING TO ENSURE REPAIR

- 7.1 Damage to infrastructure - repairs**
- 7.2 Debris on infrastructure – responsible for cost to remove**

Article 8

ENFORCEMENT

- 8.1 Fine for contravention**
- 8.2 Enforcement costs – restitution to Municipality**

Article 9

REPEAL - ENACTMENT

- 9.1 By-laws – previous**
- 9.2 Effective date**

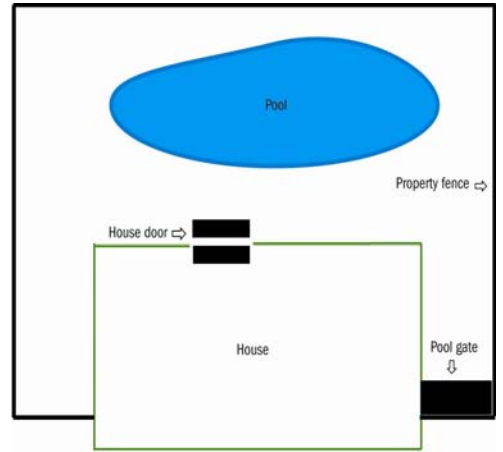
Article 1

DEFINITIONS AND INTERPRETATION

1.1 Boundary or Property Fence - defined

“boundary or property fence” means any barrier or structure constructed of chain link metal, wood, stone, metal, concrete, brick or other similar materials or combination of such materials, which is erected for the purpose of screening, safeguarding, retaining or enclosing property or delineating property lines (see Figure 1).

Figure 1: Property Fencing – Three-Sided Fencing



1.2 Building – defined

“building” means any permanent and/or temporary structure used or intended to be used for shelter, accommodation, or enclosure of persons, animals, or goods, but shall not include a lawful boundary fence.

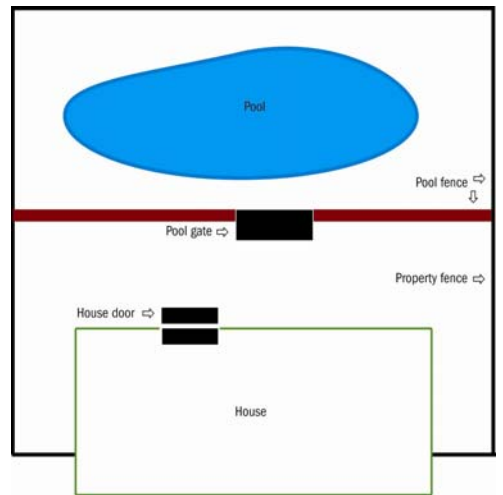
1.3 Chief Building Official – defined

“Chief Building Official” means the person appointed by the Municipality of Arran-Elderslie to such a position pursuant to the *Building Code Act*.

1.4 Fence height – defined

“Fence height” means the height measured from the finished floor level or ground level at any point along the length of the fencing to the top of the fence, measured on the outside of the fencing.

Figure 2: Four-Sided Fencing



1.5 Finished floor level – defined

“Finished floor level” means a permanent stable surface, such as the top of wood, concrete or brick.

1.6 Finished ground level – defined

“Finished ground level” means a permanent ground level, such as grass, soil or gravel.

1.7 Four-sided fence – defined

“Four-sided fence” means a fence or building wall that fully restricts access to the pool separate from the house. A four-sided fence that uses a building wall for one of its sides may include a window, but not a door (see Figure 2).

1.8 Gate – defined

“Gate” means any part of a swimming pool fence which opens on hinges.

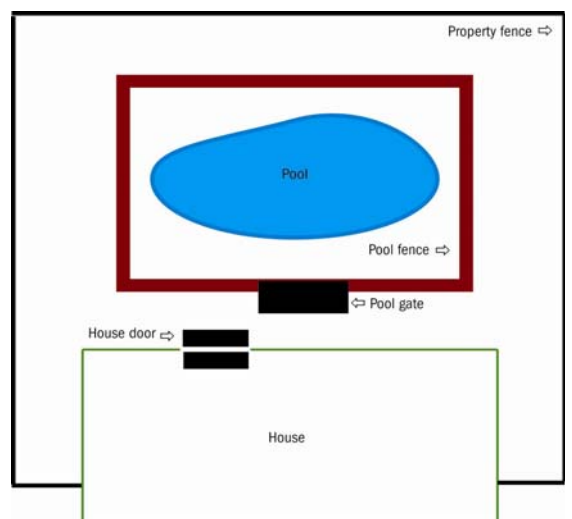
1.9 Immediate pool area – defined

“Immediate Pool Area” means the surrounding area that contains items used for pool activities, including pool equipment, changing sheds, patio furniture and similar items used in conjunction with the use of the pool.

1.10 Inside of the pool enclosure – defined

“Inside of the Pool Enclosure” means that side of the fence or gate that faces the pool area.

Figure 3: Isolation Fencing



1.11 Isolation fencing – defined

Isolation Fencing” means a continuous fence that is effectively the same as a four-sided fence except that all ancillary structures (not related to the function of the swimming pool) are excluded from the pool area. The fence completely separates the pool from the house and the rest of the property (see Figure 3).

1.12 Maintain – defined

“Maintain” means to keep a pool enclosure in a condition that meets the requirements of this by-law and to preserve the condition of the pool enclosure from failure or decline in order to ensure safety and strength.

1.13 Outside of the pool enclosure – defined

“Outside of the pool enclosure” means that side of the fence or gate that faces away from the pool area.

1.14 Owner – defined

“Owner” includes the registered owner of any property; the person for the time being managing or receiving the rent of the land or premises in connection with which the word is used, whether on the person’s own account or as agent or trustee of any other person, or who would so receive the rent if such land and premises were leased, and a lessee, tenant, mortgagee in possession, or person occupying or in charge of the property.

1.15 Pool enclosure – defined

“Pool Enclosure” means a permanent four-sided fence, isolation fence or three-sided fence, which includes a self-closing and self-latching gate, and which surrounds a pool with the intention of restricting access from outside the pool enclosure.

1.16 Permit – Pool enclosure permit – defined

“Permit” or “Pool Enclosure Permit” means a permit issued under this by-law by the Chief Building Official.

1.17 Replacement – defined

“Replacement” means the construction of a swimming pool and/or swimming pool fence that takes the place of a swimming pool and/or swimming pool fence previously constructed.

1.18 Self-closing device – defined

“Self-closing device” means a mechanical device or spring that returns a swimming pool enclosure gate to its closed position within 30 seconds after it has been opened.

1.19 Self-latching device – defined

“Self-latching device” means a mechanical device or latch that is engaged each time the gate is secured to its closed position, which will not allow the swimming pool enclosure gate to be re-opened by pushing or pulling, and which will ensure the swimming pool enclosure gate remains closed until unlatched by either lifting or turning the device itself directly or by a key.

1.20 Swimming pool – pool – defined

“Swimming Pool” or “Pool” means an excavation, structure or product, which is:

- (i) located outdoors on private property;
- (ii) capable of being used for the purposes of swimming, wading, paddling or bathing;
- (iii) capable of holding water in excess of 0.76m (2 feet 6 inches) in depth at any point;

but for the purposes of this by-law does not include any pool which is:

- (1) a pond or reservoir to be utilized for farming purposes or as part of a golf course;
- (2) a pool owned by any public or governmental body, agency or authority, or is under the jurisdiction of the Ontario Building Code;
- (3) an existing natural body of water or stream or a privately owned landscape pond;
- (4) a privately owned stormwater management facility.

1.21 Temporary pool – defined

“Temporary Pool” means a swimming pool that is designed to be removed periodically on a seasonal or more frequent temporary basis.

1.22 Three-sided fence – defined

“Three-sided fence” means a fence that uses a wall or side of a building with a door to enclose the pool area.

Article 2

GENERAL PROVISIONS

2.1 Metric – imperial - measurements

The requirements of this by-law are expressed in metric measurements. Any imperial measurements included in this by-law are approximate and are provided for convenience only.

2.2 Administration – Chief Building Official

This by-law shall be administered by the Chief Building Official.

2.3 Application

This by-law shall apply to all pool enclosures constructed, existing or replaced within the Municipality of Arran-Elderslie.

2.4 Swimming pool enclosure – by-law - prevails

When a swimming pool enclosure is constructed so that it functions as a boundary fence between two or more adjacent properties, in addition to its function as a swimming pool fence, the provisions of this by-law prevail over any other Municipality by-law that regulates fences.

2.5 Comprehensive Zoning By-law – prevails

Notwithstanding Section 2.4, nothing in this by-law permits the location of a pool, deck, platform or other structure in a location that is not permitted by the Municipality of Arran-Elderslie Comprehensive Zoning By-law No. 36-09, as amended.

Article 3

PROHIBITIONS

3.1 Pool permit - required

No person shall excavate, construct, install, or situate a pool; or cause a pool to be excavated, constructed, installed, or situated; or commence the excavation, construction, installation, placement or replacement of a pool without first obtaining a pool enclosure permit from the Chief Building Official.

3.2 Pool enclosure - required

No person shall excavate, construct, install, or situate a pool; or cause a pool to be excavated, constructed, installed, or situated; or commence the excavation, construction, installation, placement or replacement of a pool that is not completely enclosed by a pool enclosure in accordance with this by-law.

3.3 Pool enclosure – conform to by-law

No person shall construct or cause to be constructed any pool enclosure that does not conform to the requirements of this by-law, or permit such non-conforming pool enclosure to continue to enclose a pool.

3.4 Pool enclosure – mandatory before filling pool

No person shall fill a pool with water or cause a pool to be filled with water or allow water to remain in a pool unless the pool is enclosed by a pool enclosure, other than an approved temporary pool enclosure, meeting the requirements of this by-law; and if the pool is a newly constructed pool, the Chief Building Official has been notified and the pool enclosure has been inspected and approved.

3.5 Alter – replace – permit - required

No person shall remove, alter or replace a pool enclosure or any part thereof without having first obtained a permit to do so from the Chief Building Official.

3.6 Gates – entranceways – meet by-law standard

No owner shall fail to ensure that:

- a) all gates forming part of the pool enclosure meet the standards of this by-law;
- b) all entranceways to a pool enclosure through a wall of a building meet the standards of this by-law; and
- c) all gates forming part of a pool enclosure are locked by means of combination or keyed control, when the area is not in active use.

3.7 Integrity – pool enclosure - maintained

No person shall place, pile, attach or lean any object or material against or near a pool enclosure so as to facilitate climbing of the pool enclosure, diminish the structural integrity of a pool enclosure or render the pool enclosure in non-conformity with the provisions of this by-law.

3.8 Barbed wire – chicken wire - prohibited

No barbed wire, chicken wire or other barbed or sharp material shall be used in the construction of a pool enclosure.

3.9 Conductor of electricity - prohibited

No pool enclosure shall be used as a conductor of electricity.

Article 4

APPLICATIONS FOR PERMITS

4.1 Form – other requirements – specified by Chief Building Official

Every application for a pool/pool enclosure permit shall be in a form specified by the Chief Building Official (attached as Schedule 'A') and accompanied by:

- a) 2 sets of plans in a form satisfactory to the Chief Building Official showing the location of the pool in relation to property lines, buildings (including decks and sheds), septic tank, septic bed, retaining walls and easements;
- b) complete details of the proposed pool enclosure, including the location and type of proposed fence and gate;
- c) the permit fee(s) specified in by-law 75-05 as amended;
- d) the proposed access route for construction of the pool from any public right of way to the proposed pool location; and
- e) if the proposed pool is within a controlled condominium/plan of subdivision development, the written approval of the developer/owner of the subdivision.

4.2 Permit issued – plans comply with requirements

The Chief Building Official may issue a permit for a pool/pool enclosure where the plans submitted comply with the requirements of this by-law and all applicable regulations, by-laws and approvals.

Article 5

STANDARDS FOR POOL ENCLOSURES

5.1 Owner – erect enclosure – standards

The owner of a privately-owned pool shall erect and maintain a pool enclosure that is designed to prevent climbing, restrict access, and satisfies the standards set out in Sections 5.2 – 5.8, both inclusive.

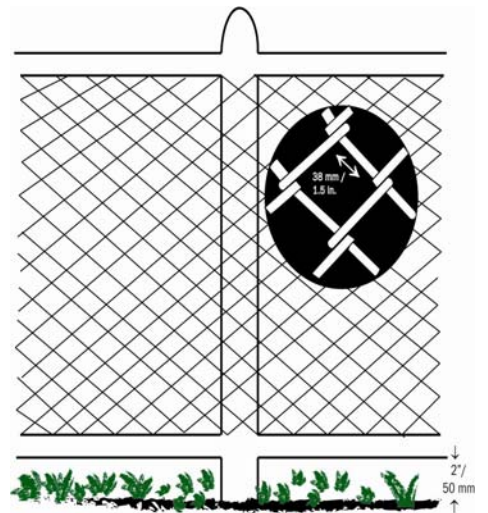
5.2 Height – standard

The pool enclosure shall extend from the ground to a height of not less than 1.22m (4 feet). Height shall be measured from the finished ground level on the outside (not the pool side) of the pool enclosure.

5.3 Opening – materials

- i) where the pool enclosure is constructed of chain link fence, the pool enclosure shall not have any openings that would allow the passage of a spherical object having a diameter exceeding 38 mm (1.5 inches) (see Figure 4);
- ii) where the pool enclosure is constructed of vertical and horizontal members, if the horizontal structural members are greater than 114.3 cm (45 inches) apart, the horizontal members can be located on the outside of the pool enclosure and the spacing between each vertical member shall not exceed 100 mm (4 inches) (see Figure 5);
- iii) where the pool enclosure is constructed of vertical and horizontal members, if the horizontal structural members are less than 114.3cm (45 inches) apart, the horizontal members must be located inside the pool enclosure and the spacing between each vertical member should not exceed 44.45 mm (1.75 inches) (see Figure 6).

Figure 4: Chain Link Openings



5.4 Ground clearance

The space at any point between the pool enclosure and the finished ground level and/or finished floor level must not exceed 100 mm (4 inches) and the ground beneath the pool enclosure cannot be loose gravel or other material that can be easily removed so as to afford access under the pool enclosure (see Figure 5).

Figure 5: Vertical and horizontal member spacing and ground clearance

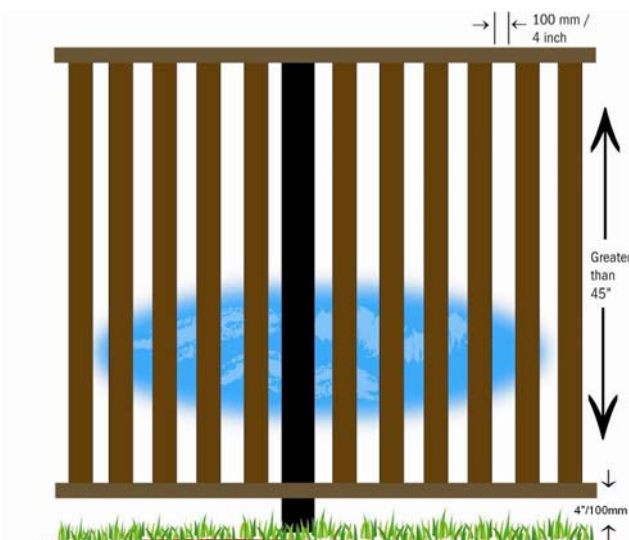
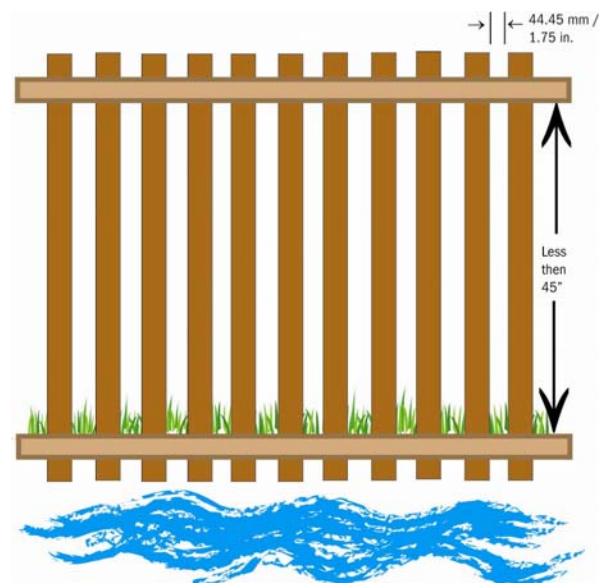


Figure 6: Vertical and horizontal member spacing



5.5 Framing - braces

Except as specified in Section 5.3(ii) all horizontal structural members must be located inside of the pool enclosure so as to prevent easy climbing.

5.6 Location of fence

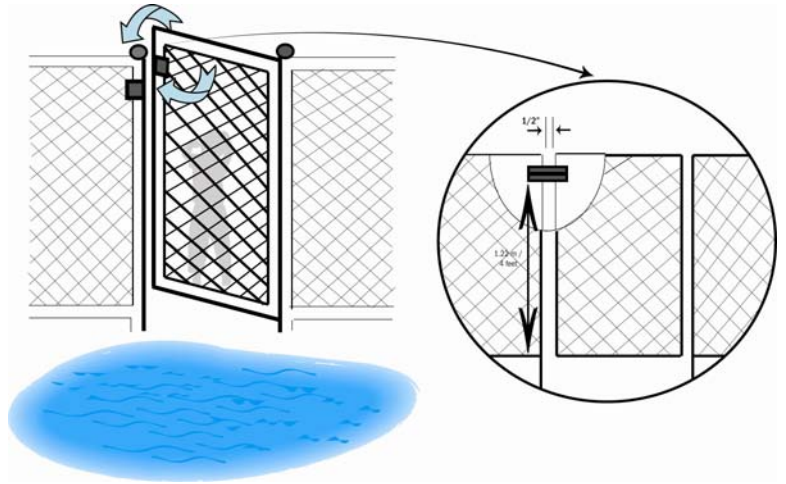
If the pool enclosure only encloses the immediate pool area it shall be located not less than 0.61m (2 feet) from any other fence or structure on the subject property.

5.7 Gates - standards

Every owner shall ensure that every gate forming part of a pool enclosure:

- i) is constructed in accordance with the standards prescribed in sections 5.2 – 5.6, both inclusive;
- ii) is supported on substantial hinges, capable of supporting 90.72kg (200 lbs.) in body weight;
- iii) is equipped with a self-closing device;
- iv) is equipped with a self-latching device that is located at least 1.22m (4 feet) above the finished floor level and/or finished ground level (see Figure 7);
- v) is equipped with a lock by means of combination or keyed control.

Figure 7: Self-closing and self-latching gate installation



5.8 Double gates - standards

If the gate to the pool enclosure is a double gate access, made up of two gates at the same location:

- i) one of the two gates shall have a self-closing device and self-latching device; and
- ii) the gate of this double gate access without a self-closing device and a self-latching device shall have a device permanently affixed to the ground or other non-movable object, which prevents access through this gate without lifting or removing this device and then releasing the latch.

5.9 Temporary fence – during construction

The owner shall ensure that temporary fencing meeting the requirements of this section is in place during all phases of construction of the pool such that unauthorized access to the site is prevented. Temporary fencing shall be of 1.22m (4 feet) high snow fence, or such other fencing material with similar visibility, height and rigidity as approved by the Chief Building Official, and shall be securely attached at any opening when the area is left unattended.

Article 6

SPECIAL PROVISIONS

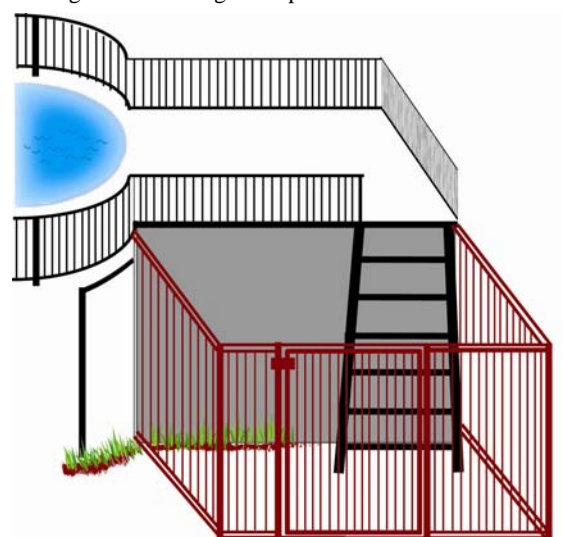
6.1 Above-ground pools – vertical walls

The vertical walls of an above-ground pool can be used as part of a pool enclosure provided that the vertical walls are at least 1.22m (4 feet) in height and do not possess any horizontal members that may facilitate climbing.

6.2 Ladder area – must be enclosed

The ladder area, which provides access to the above-ground pool, must be enclosed by a pool enclosure as defined in this by-law (see Figure 8);

Figure 8: Above-ground pool with fenced ladder area



6.3 Temporary Pools

If a pool enclosure permit has been obtained with respect to the pool enclosure for a temporary pool, the temporary pool may be reinstalled and refilled with water without additional permits or inspections provided there have been no alterations to the pool enclosure.

Article 7

UNDERTAKING TO ENSURE REPAIR

7.1 Damage to infrastructure - repairs

Every person erecting, altering, repairing or demolishing a swimming pool and/or swimming pool fence within the Municipality of Arran-Elderslie who permits the crossing of curbing, sidewalks or paved boulevards by vehicles delivering materials to or removing materials from the site shall be responsible to the Municipality for the cost of repairing any damage to Municipal property such as any damage to the sidewalks, curbing or paved boulevard or to any water service box or other service therein caused by the crossing of such vehicles.

7.2 Debris on infrastructure – responsible for cost to remove

The owner of any lands on which any swimming pool and/or swimming pool fence is being erected, altered, repaired or demolished shall take all necessary steps to prevent building material, waste or soil from being spilled or tracked onto the public streets by vehicles going to or coming from the lands during the course of the erection, alteration, repair or demolition and shall be responsible to the Municipality for the cost of removing such building material, waste or soil and the cost of repairing any damaged curbing, sidewalks, or paved or grassed boulevards.

Article 8

ENFORCEMENT

8.1 Fine for contravention

Every person who contravenes any provision of this by-law and is found guilty of an offence and upon conviction shall be subject to a fine as prescribed in the *Provincial Offences Act*, R.S.O. 1990, c.P.33, as amended.

8.2 Enforcement costs – restitution to Municipality

Where anything required to be done in accordance with this by-law is not done, the Chief Building Official for the Corporation of the Municipality of Arran-Elderslie may, upon such notice as they deem suitable, do such thing at the expense of the person required to do it and such expense may be recovered by action or in like manner as municipal taxes within the meaning of Section 446 of the *Municipal Act*, S.O. 2001, c.25., as amended.

Article 9

REPEAL - ENACTMENT

9.1 By-laws – previous

Any and all by-laws related to pool enclosures of the Municipality of Arran-Elderslie or any of its former municipalities are hereby repealed.

9.2 Effective date

This by-law shall come into force on the date of its enactment.